



# PRECISION SLOTTING HEAD

## Feature 特性：

1. Special design worm and worm gear with linkage transmission mechanism, well construction and highly power output.  
特殊蝸輪蝸桿配合連桿傳動機構，堅固耐用。
2. The ram-sliding surface are hardened and precision ground  
衝頭表面經熱處理研磨。
3. Built in lubricating system for smoothly running and prolong the life of head  
設有完善的潤滑系統以確保運轉順暢及延長使用壽命。
4. Available mounting on any type milling m/c back side of the ram.  
適合裝設在各式銑床

★ 專利申請中 ★

## Specification 規格：


Stroke(衝程):125mm(5")

No. of stroke speed change(衝頭段數):5 steps(段)

Stroke speed (stroke/min.)(速度):30,47,69,98,140 spm(50HZ)

Stroke speed (stroke/min.)(速度):35,54,79,112,160 spm(60HZ)

Driving Motor(驅動馬達):3/4HP-6P

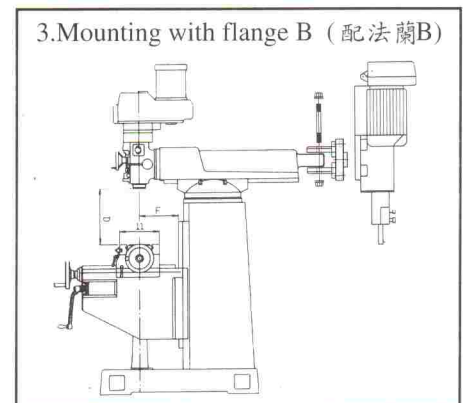
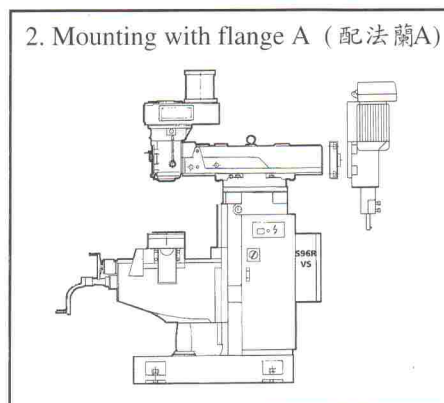
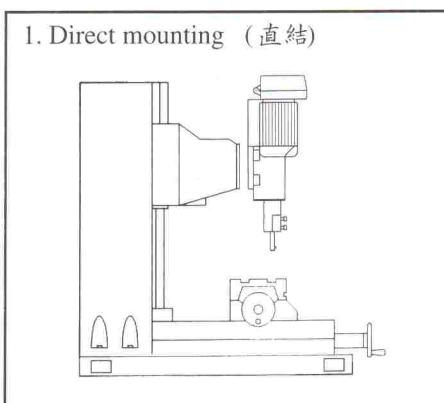


**MODEL:TS-125**

## Optional Accessories 選用配件：

1. Flange A(法蘭A)
2. Flange B(法蘭B)
3. Slotting bar 刀桿

## Application 應用例(Recommend 1,2 mounting method)：





# ECONOMICAL SLOTTING MACHINE

## Feature 特性：


1. Special design worm and worm gear with linkage transmission mechanism, well construction and highly power output.  
特殊蝸輪蝸桿配合連桿傳動機構，堅固耐用。
2. Ram slideway are hardened & ground.  
銑頭表面經熱處理研磨。
3. Built in lubricating system on head to prevent wear.  
設有潤滑裝置以減少磨損，延長機件壽命。

## Standard Accessories (標準配件)：

1. One shot lubricator (注油器)
2. Rubber chip cover (擋屑板)
3. Tool box & tools (工具箱)

## Optional Accessories (選用配件)：

1. Rotary table  $\phi 8''$  (旋轉工作台 $\phi 8''$ )
2. 3 jaw scroll chuck (三爪夾頭)
3. Slotting bar (刀桿)



**TS-125K1**

## Machine Specification 規格表：

MM(INCH)

Model 型號	TS-125K1	Model 型號	TS-125K1
Travel of the ram (stroke) 銑程	125mm (5")	Size of working table 工作台尺寸	815x240mm (32"x9.4")
No. of stroke per minute(60Hz) 速度(次/分, 60Hz)	35,54,79,112, 160spm	Longitudinal travel of working table 工作台左右移動距離(X)	400mm (16")
No. of stroke per minute(50Hz) 速度(次/分, 50Hz)	30,47,69,98, 140spm	Cross travel of working table 工作台前後移動距離(Y)	300mm (12")
Vertical travel of head 銑頭垂直調整距離	300mm(12")	Driving motor 驅動馬達	3/4HP-3 $\phi$ -6P
Distance between end of ram guideway and work table 銑頭導路下端至工作台距離	220-520mm (8.5"~20.5")	Net weight 淨重	500KGS
Distance between tooling center and column surface 刀桿中心至機身面距離(喉深)	360mm(14")	Packing dimension 包裝尺寸	1050x1050x 1150mm (42"x42"x45")

Design and specifications are subject to change without prior notice. 規格設計變更，恕不另行通知。