



**WHITELAW ENGINEERING
& MACHINERY PTY LTD**

Unit 4 / 63 Secam Street, Mansfield
Brisbane, Queensland 4122 Australia

Phone: (07) 3323 6311

Fax: (07) 3323 6300

Email: wem@powerup.com.au

Web: whitelawmachinery.com.au



EASTAR

唐氏精密插床

Precision Slotting Machine



EASTAR



PRECISION SLOTTING MACHINE (Standard Type)

標準型精密插床

▼ Features :

1. Square ram slideway are harden & ground.
2. Head can swivel $\pm 30^\circ$
3. Built in lubrication system to prevent wear.

▼ 特 性 :

1. 四角鉋頭滑道經熱處理研磨，堅固耐用。
2. 鉋頭可左右旋轉 30° ，方便插斜鍵槽。
3. 本機設有潤滑給油裝置，以減少磨損及延長壽命。



TS-125K



TS-200K

(Machine with option slotting bar)



TS-300K

Machine with option-Slotting bar
-Halogen lamp

Specification for TS-125K, TS-200K, TS-300K, TS-350K 規格表

單位 UNIT MM : (INCH)

ITEM 項目	MODEL 型式	TS-125K	TS-200K	TS-300K	TS-350K
Ratio of indexing 分度比		——	1:80	1:80	1:80
Max. travel of the ram (stroke) 衝程		125(5")	200(8")	300(12")	350(14")
No. of stroke per minute (60HZ)spm. 速度(次/分, 60HZ)		35-54-79-112-160	28-48-73-105	28-48-73-105	23-40-61-87
No. of stroke per minute (50HZ)spm. 速度(次/分, 50HZ)		30-47-69-98-140	23-40-61-87	23-40-61-87	19-33-51-73
Vertical travel of ram 鉋頭垂直調整距離		200(8")	220(8.5")	320(12.5")	320(12.5")
Swivel angle of head 鉋頭調整角度		30°	30°	30°	30°
Distance between end of ram guideway and work table 鉋頭導路下端至工作台距離 (A)		200~432 (8"~17")	300(12")	365(14")	470(18.5")
Distance between tooling center and column surface 刀桿中心至機身面距離 (喉深) (B)		280(11")	355(14")	510(20")	560(22")
Dimension of working table 工作台尺寸		815x240 (32"x9.4")	Ø400 (Ø16")	Ø560 (Ø22")	Ø560 (Ø22")
Longitudinal travel of working table 工作台左右移動距離 (X)		400(16")	300(12")	460(18")	460(18")
Cross travel of working table 工作台前後移動距離 (Y)		300(12")	260(10")	460(18")	460(18")
Driving motor 驅動馬達		3/4HP-3Ø-6P	1HP-3Ø-6P	3HP-3Ø-4P	5HP-3Ø-4P
Net weight 淨重		650KGS	900KGS	1550KGS	2000KGS
Packing dimension 包裝尺寸		1050x1050x1900mm (42"x42"x75")	1250x800x1670mm (50"x32"x66")	1900x1100x2000mm (75"x44"x79")	1900x1100x2100mm (75"x44"x83")

* All specifications and designs are subject to change without notice. 本公司對產品不斷研究改良，上述規格及設計如有變更，恕不另行通知。

Standard Accessories:

1. Lubrication system
2. Rotary table
(Except TS-125K)
3. Tool box & tools
4. Rubber chip cover

標準配件：

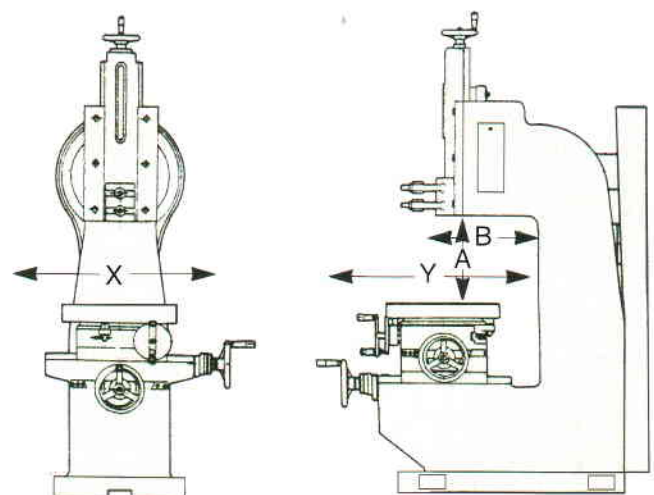
1. 注油器
2. 旋轉工作台
(TS-125K除外)
3. 工具箱
4. 橡膠擋屑板

Optional Accessories:

1. Slotting bar
2. 3 jaws scroll chuck
3. Clamping kits set
4. Halogen lamp
5. CE standard
6. Rotary Table for TS-125K
7. Digital Readout
8. Cooling system & chip tray

選用配件：

1. 刀桿
2. 三爪夾頭
3. 夾持套
4. 石英燈
5. 歐規CE護罩
6. 旋轉工作台
(TS-125K用)
7. 光學尺
8. 冷卻系統及水盤





PRECISION SLOTTING MACHINE (Auto Tool Backing off Type)

自動退刀型插床

▼ Features :

1. Complete with mechanical Auto Tool Backing Off Device to prolong tool's life.
2. Square Ram slideway are harden & ground.
3. Head can swivel $\pm 30^\circ$
4. Built in lubrication system to prevent wear.

▼ 特性 :

1. 機器設有機械式自動退刀裝置，確保插刀常保鋒利。
2. 四角鉋頭滑道經熱處理研磨，堅固耐用。
3. 鉋頭可左右旋轉 30° ，方便插斜鍵槽。
4. 本機設有潤滑給油裝置，以減少磨損及延長機器壽命。



Auto Tool Backing Off Device.



TS-200AT

With optional : 1-CE Standard
2-Cooling System & chip tray
3-Digital Readout
4-3 jaws scroll chuck



TS-300AT

With optional : 1-CE Standard
2-3 jaws scroll chuck

Specification for TS-200AT, TS-300AT, TS-350AT 規格表

單位 UNIT MM : (INCH)

ITEM 項目	MODEL 型式	TS-200AT	TS-300AT	TS-350AT
Ratio of indexing 分度比		1:80	1:80	1:80
Max. travel of the ram (stroke) 衝程		200(8")	300(12")	350(14")
No. of stroke per minute (60HZ)spm. 速度(次/分, 60HZ)		28-48-73-105	28-48-73-105	23-40-61-87
No. of stroke per minute (50HZ)spm. 速度(次/分, 50HZ)		23-40-61-87	23-40-61-87	19-33-51-73
Vertical travel of ram 鉋頭垂直調整距離		220(8.5")	320(12.5")	320(12.5")
Swivel angle of head 鉋頭調整角度		30°	30°	30°
Distance between end of ram guideway and work table 鉋頭導路下端至工作台距離 (A)		300(12")	365(14")	470(18.5")
Distance between tooling center and column surface 刀桿中心至機身面距離 (喉深) (B)		395(15.5")	595(23.5")	595(23.5")
Dimension of working table 工作台尺寸		Ø400(Ø16")	Ø560(Ø22")	Ø560(Ø22")
Longitudinal travel of working table 工作台左右移動距離 (X)		300(12")	460(18")	460(18")
Cross travel of working table 工作台前後移動距離 (Y)		260(10")	460(18")	460(18")
Driving motor 驅動馬達		1HP-3Ø-6P	3HP-3Ø-4P	5HP-3Ø-4P
Net weight 淨重		900KGS	1550KGS	2000KGS
Packing dimension 包裝尺寸		1250×800×1670mm (50"×32"×66")	1900×1100×2000mm (75"×44"×79")	1900×1100×2100mm (75"×44"×83")

*All specifications and designs are subject to change without notice. 本公司對產品不斷研究改良，上述規格及設計如有變更，恕不另行通知。

Standard Accessories:

1. Lubrication system
2. Rotary table
3. Tool box & tools
4. Rubber chip cover
5. Auto tool backing off device
6. Halogen lamp

標準配件：

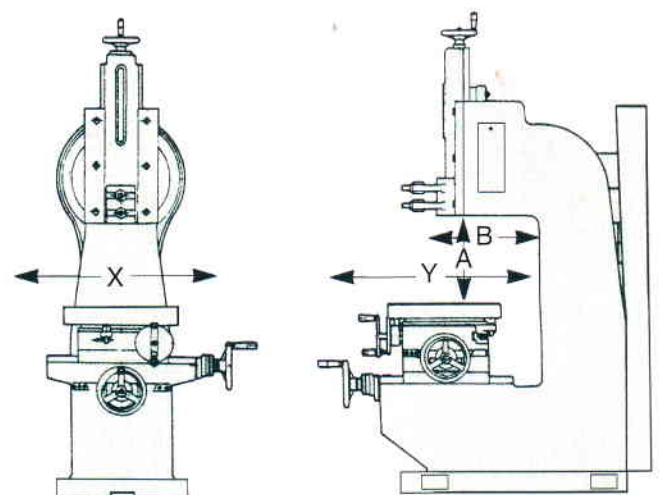
1. 注油器
2. 旋轉工作台
3. 工具箱
4. 橡膠擋屑板
5. 自動退刀裝置
6. 石英燈

Optional Accessories:

1. Slotting bar
2. 3 jaws scroll chuck
3. Clamping kits set
4. CE standard
5. Digital Readout
6. Cooling system & chip tray

選用配件：

1. 刀桿
2. 三爪夾頭
3. 夾持套
4. 歐規CE護罩
5. 光學尺
6. 冷卻系統及水盤



CNC SLOTTER

唐氏CNC插床

▼ Features :

- 1.X,Y Axis & Ram Slide Way hardened and precision ground.
- 2.Head can swivel $\pm 30^\circ$ for slotting taper keyway.
- 3.Use AC-servo motor with high precision ball screw for feeding purpose, best cutting accuracy and long life.
- 4.Complete with auto tool backing off function for best slotting surface and prolong tool's life.
- 5.Built in automatic lubrication system to prevent wear.

▼ 特性 :

- 1.X,Y軸及衝頭滑道面均經硬化處理及精密研磨。
- 2.鉋頭可左右旋轉 30° ，方便插斜鍵槽。
- 3.採用C5級精密滾珠螺桿及AC伺服馬達進給，精度高，壽命長。
- 4.設有機械式自動退刀裝置，確保插刀常保鋒利。
- 5.本機設有自動潤滑給油裝置，以確保機器壽命。



CNC-350

X,Y Axis Auto feeding & Auto indexing
(X,Y軸自動進給 + 工作台自動分度)

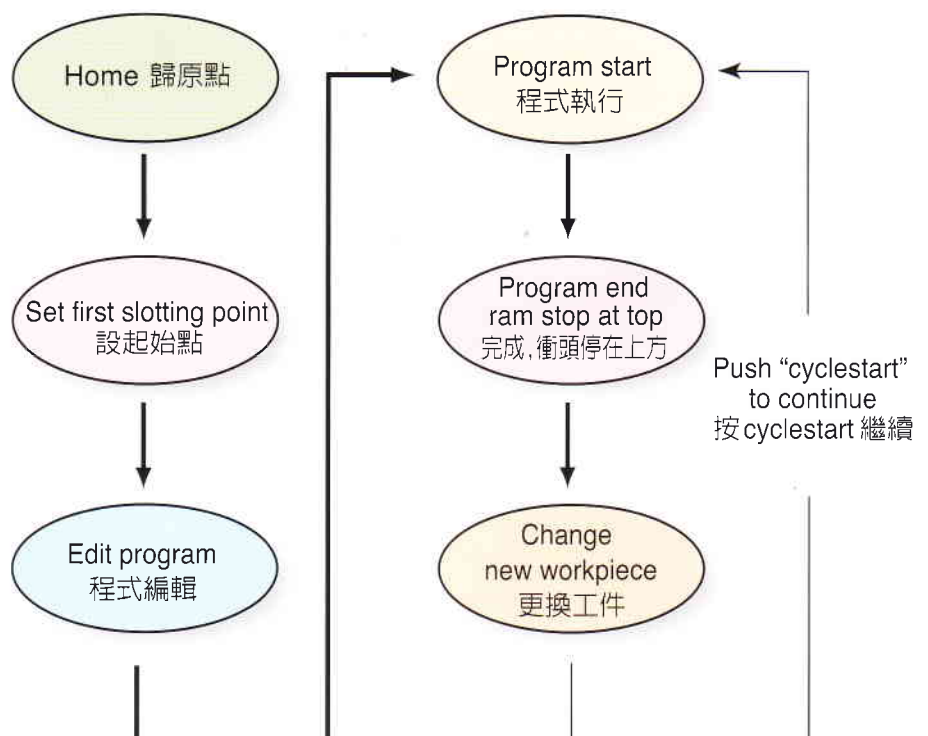


CNC控制器

The powerful PC Base CNC controller complete with G/M code and friendly conversation program function, Easy to learn and High stability.

採用高級 PC Base CNC 控制器，除標準 G/M code 功能外，特別開發親和性佳操作容易的專用插削對話式程式編輯功能，系統好用又穩定。

Operation Process Flowchart 操作流程示意圖



Specification (Mechanism) 機械規格表

單位 UNIT MM : (INCH)

ITEM 項目	MODEL 型號	CNC-200	CNC-300	CNC-350
Max travel of the ram (stroke) 衝程		200(8")	300(12")	350(14")
Vertical ram travel 鉋頭垂直調整距離		220(8.5")	320(12.5")	320(12.5")
Ram speed (stroke per minute) spm. 鉋頭每分鐘衝程數		23-40-61-87	23-40-61-87	19-33-51-73
Swivel angle of head 鉋頭調整角度		± 30°	± 30°	± 30°
Distance between end of ram guideway and work table 鉋頭導路下端至工作台距離 (A)		300(12")	365(14")	470(18.5")
Distance between tooling center and column surface 刀桿中心至機身面距離 (喉深) (B)		355(14")	584(23")	584(23")
Diameter of working table 工作台直徑		Ø400 (Ø16")	Ø560 (Ø22")	Ø560 (Ø22")
Longitudinal travel of working table 工作台左右移動距離 (X)		270(10.5")	432(17")	432(17")
Cross travel of working table 前後移動距離 (Y)		200(8")	432(17")	432(17")
Main driving motor (brake motor) 驅動馬達 (煞車馬達)		1HP-3Ø-6P	3HP-3Ø-4P	5HP-3Ø-4P
Packing dimension 包裝尺寸		1800×1200×1570mm (53"×47"×62")	2000×1300×2100mm (80"×51"×83")	2000×1300×2200mm (80"×51"×87")
Net weight 淨重		950KGS	1700KGS	2100KGS

Specifications (CNC Control Unit) CNC控制單元規格表

ITEM 項目	MODEL 型號	CNC-200	CNC-300 / 350
Cutting feed rate of working table (工作台切削速度)		0.0001"-0.02"/stroke 0.001-0.5mm/stroke	0.0001"-0.02"/stroke 0.001-0.5mm/stroke
X,Y Axis rapid traverse (X,Y軸快速移動速度)		10m/min	10m/min
Min indexing unit degree power (最小分割角度)		0.001° (Auto)	0.001° (Auto)
X Axis servo motor power (X軸伺服馬達)		1.3HP(1kw)	1.3HP(1kw)
Y Axis servo motor power (Y軸伺服馬達)		1.3HP(1kw)	1.3HP(1kw)
Rotary axis servo motor power (旋轉軸伺服馬達)		1HP(750W)	1HP(750W)

* All specifications and designs are subject to change without notice. 本公司對產品不斷研究改良，上述規格及設計如有變更，恕不另行通知。

Standard Accessories: 標準配件：

- | | |
|--------------------------------|-----------|
| 1.Auto tool backing off device | 1.自動退刀裝置 |
| 2.Auto Lubrication system | 2.注油器 |
| 3.Rotary table | 3.旋轉工作台 |
| 4.Halogen lamp | 4.石英燈 |
| 5.Cooling system & chip tray | 5.冷卻系統及水盤 |
| 6.Tool box & tools | 6.工具箱 |

Optional Accessories: 選用配件：

- | | |
|-----------------------|----------|
| 1.Transformer | 1.變壓器 |
| 2.Slotting bar | 2.刀桿 |
| 3.3 jaws scroll chuck | 3.三爪夾頭 |
| 4.Clamping kits set | 4.夾持套 |
| 5.CE standard | 5.歐規CE護罩 |

